

200G 1300 km/100G 3000 km CFP2 Coherent (OM8669XX100)

Databrief

Product Features

- Transmission reach beyond 1300 km/3000 km over SMF for 200G/100G
- Hot-pluggable
- Supports PM-16QAM (200G) and PM-DQPSK/PM-QPSK (100G) modulation
- Supports SD-FEC
- Supports 100G/200G Flex-rate
- Supports OTU4/OTUC2/2 x 100GE/100GE signaling
- Compliant with CEI-28G-MR specifications
- Compliant with OTL4.4/OTLC2/CAUI-4 signaling
- Compliant with CFP2 MSA Hardware Specification Rev. 1.0
- Compliant with OIF-CFP2-DCO-01.0
- Compliant with CFP MSA Management Interface Specification Version 2.6 (R06a)
- Line & client PRBS generator and checker
- Line loopback, host terminal/facility loopback
- Power consumption: 26 W (200G)/21 W (100G)



1. Application

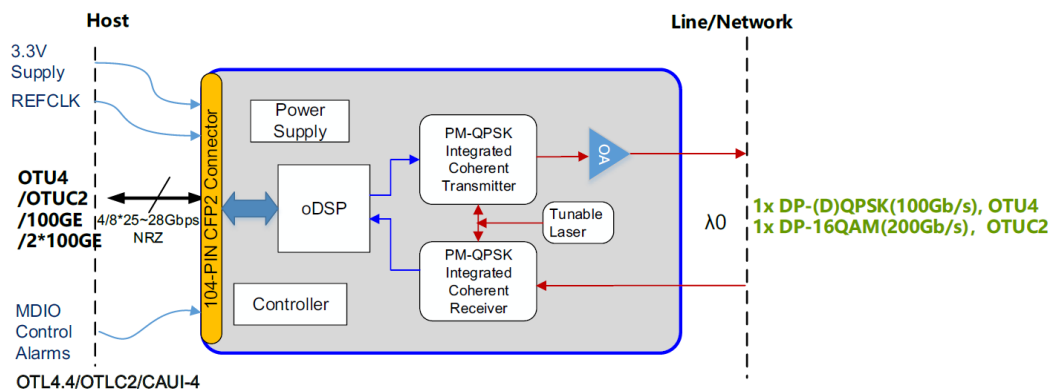
The module is designed to be used on the host board of system integrators to support transmission over DWDM links in Metro networks. As shown in Figure 2-1, it comprises high-data lanes, a single reference clock from hosts, a single 3.3 V power supply, an MDIO interface for module control and status report, and dedicated alarm and control pins.

2. Description

The OM8669XX100 module uses a 104-pin CFP2 MSA connector for all electrical interfaces with the host card, whereas the optical interfaces on the line side are provided through the optical receptacles on the CFP2. The module can be portioned into three functional parts: Tx path, Rx path and control & power block.

All control interface pins are routed to the MCU and oDSP. The MCU is also used for fast controls inside the module such as modulator bias adjustment, software image management, overall control coordination and status reporting.

Figure 2-1 OM8669XX100 block diagram



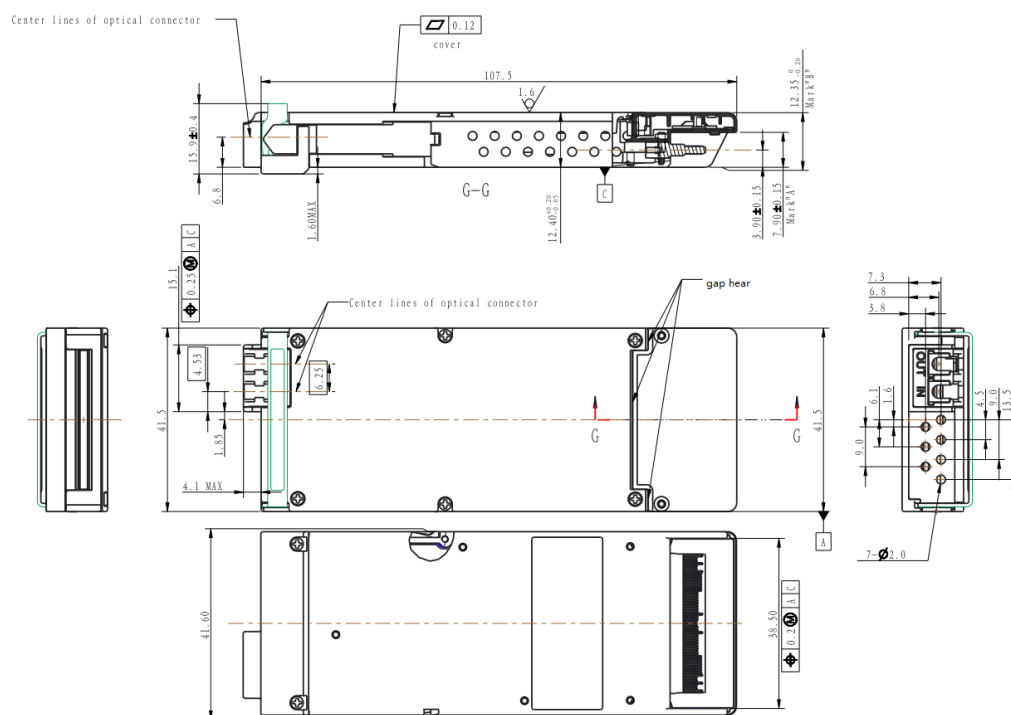
3. Mechanical Specifications

The CFP2 module is designed to be inserted into a host board with a railing system that includes a heat sink. The module is 107.5 mm x 41.5 mm x 12.4 mm in size and is mechanically compliant with the requirements detailed the CFP2 HW Baseline Design Rev.1L.

NOTE

Please check whether the cage matches before using the module because of the side has dissipation hole structure. For example, the cage part CN121C-104-0029(H1) (YAMAICHI) has side openings and a side without sharp protrusions.

Figure 3-1 Mechanical dimensions




4. Ordering Information

| Part Number | Description |
|-------------|---|
| OM8669XX100 | 200G/100G, PM-16QAM/PM-DQPSK/PM-QPSK, Coherent CFP2 |

Copyright © HiSilicon Optoelectronics Co., Ltd. 2023. All rights reserved.

No part of this document may be reproduced or transmitted in any form or by any means without prior written consent of HiSilicon Optoelectronics Co., Ltd.

Trademarks and Permissions

 is a trademark of HiSilicon Optoelectronics Co., Ltd.

All other trademarks and trade names mentioned in this document are the property of their respective holders.

Notice

The purchased products, services and features are stipulated by the contract made between HiSilicon Optoelectronics Co., Ltd. and the customer. All or part of the products, services and features described in this document may not be within the purchase scope or the usage scope. Unless otherwise specified in the contract, all statements, information, and recommendations in this document are provided "AS IS" without warranties, guarantees or representations of any kind, either express or implied.

The information in this document is subject to change without notice. Every effort has been made in the preparation of this document to ensure accuracy of the contents, but all statements, information, and recommendations in this document do not constitute a warranty of any kind, express or implied.